





Note: Install #10 Pan Head Screws in locations that do not interfere with raised tread features

-  NM Backing
-  Nosing
-  Tread
-  #10 Pan Head Self-Tapping Screw

Caution: Review Koro Trans NM installation instructions before proceeding.

Dimensions in inches, not to scale

Koro Trans [®] Pebble Tread - NM [™]	
Polymer Step Tread w/ NM Backing	3-4-16
	2011P